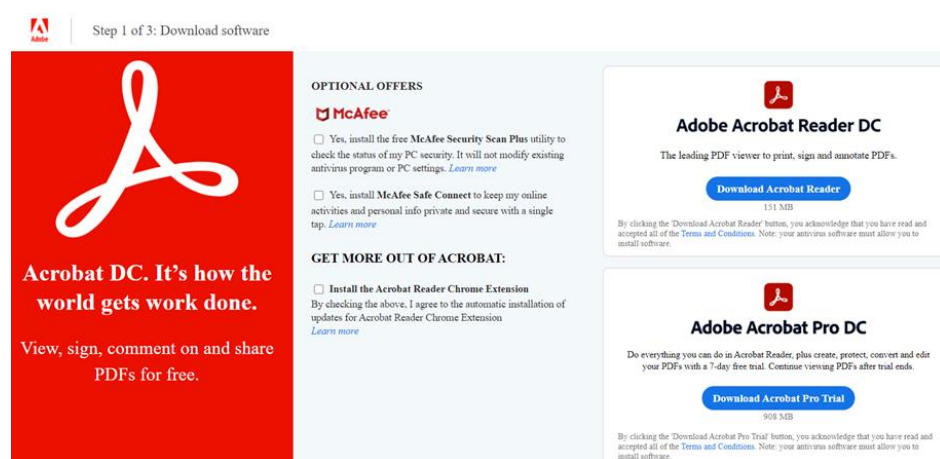


# Downloading British Standards PDFs: Advice for students

From around the beginning of April, British Standards Online British Standards Online now require Adobe Acrobat and FileOpen softwares to be used to download PDF standards from their website. The set up depends on the type of device you are using.

## Using your own pc or laptop, but not using the Virtual Desktop Service

1. Install Adobe Acrobat from Adobe website first from: <https://get.adobe.com/uk/reader/>



Step 1 of 3: Download software

**Acrobat DC. It's how the world gets work done.**

View, sign, comment on and share PDFs for free.

**OPTIONAL OFFERS**

**McAfee**

Yes, install the free McAfee Security Scan Plus utility to check the status of my PC security. It will not modify existing antivirus program or PC settings. [Learn more](#)

Yes, install McAfee Safe Connect to keep my online activities and personal info private and secure with a single tap. [Learn more](#)

**GET MORE OUT OF ADOBE:**

Install the Acrobat Reader Chrome Extension

By checking the above, I agree to the automatic installation of updates for Acrobat Reader Chrome Extension [Learn more](#)

**Adobe Acrobat Reader DC**

The leading PDF viewer to print, sign and annotate PDFs.

[Download Acrobat Reader](#)

131 MB

By clicking the 'Download Acrobat Reader' button, you acknowledge that you have read and accepted all of the [Terms and Conditions](#). Note: your antivirus software must allow you to install software.

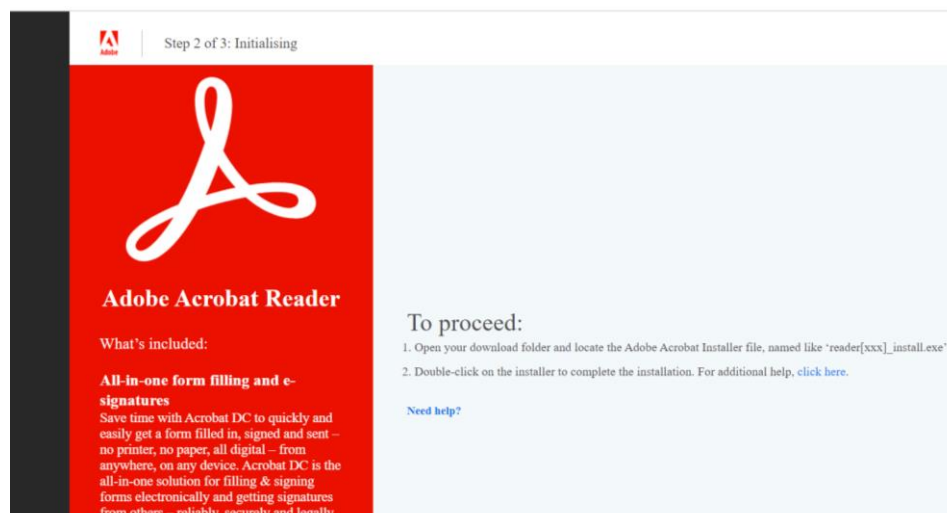
**Adobe Acrobat Pro DC**

Do everything you can do in Acrobat Reader, plus create, protect, convert and edit your PDFs with a 7-day free trial. Continue viewing PDFs after trial ends.

[Download Acrobat Pro Trial](#)

908 MB

By clicking the 'Download Acrobat Pro Trial' button, you acknowledge that you have read and accepted all of the [Terms and Conditions](#). Note: your antivirus software must allow you to install software.



Step 2 of 3: Initialising

**Adobe Acrobat Reader**

What's included:

**All-in-one form filling and e-signatures**

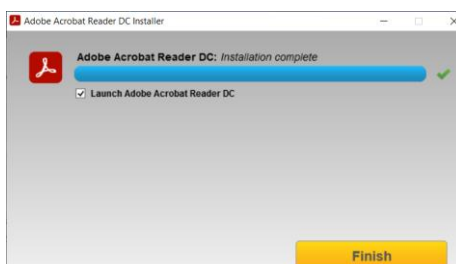
Save time with Acrobat DC to quickly and easily get a form filled in, signed and sent – no printer, no paper, all digital – from anywhere, on any device. Acrobat DC is the all-in-one solution for filling & signing forms electronically and getting signatures from others – reliably, securely and legally.

**To proceed:**

1. Open your download folder and locate the Adobe Acrobat Installer file, named like 'reader[xxx]\_install.exe'.
2. Double-click on the installer to complete the installation. For additional help, [click here](#).

[Need help?](#)

readerdc64\_uk\_xa\_...exe



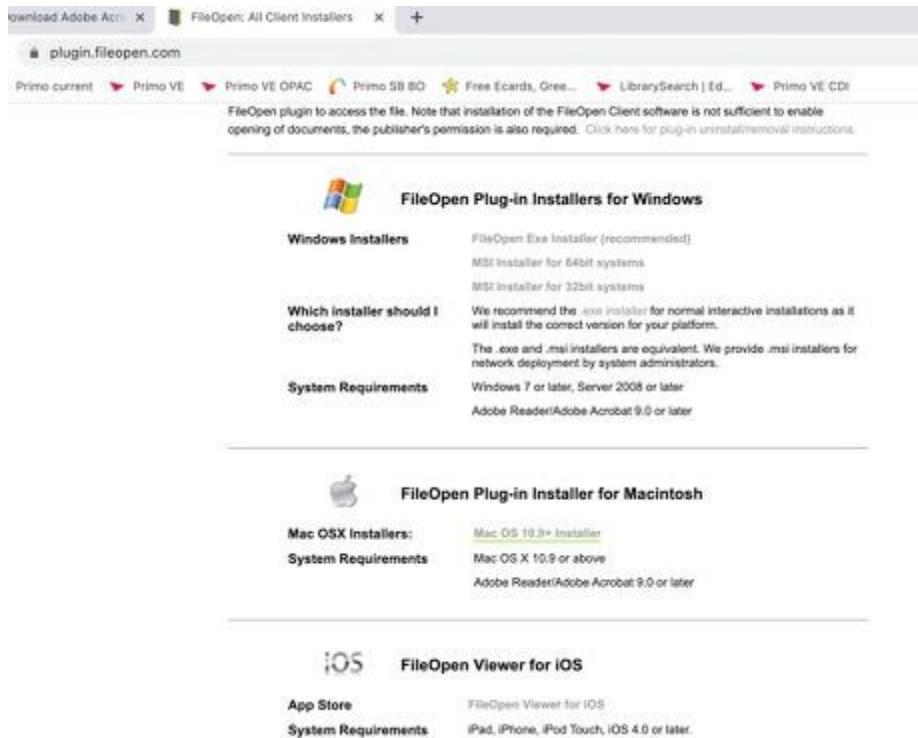
Adobe Acrobat Reader DC Installer

**Adobe Acrobat Reader DC: Installation complete**

Launch Adobe Acrobat Reader DC

**Finish**

2. Then select and install the appropriate version of FileOpen for your device from:  
<https://plugin.fileopen.com/all.aspx>



3. More information is available on the BSOL site: <https://www.bsigroup.com/en-GB/topics/supporting-our-clients-and-content-partners/>

## Using your mobile/tablet to access British Standards Online (tested on an iPhone 7)

1. Download Adobe Acrobat from the App Store to your mobile. You will be prompted to set up an Adobe account if you don't have one.
2. Then download FileOpen from the AppStore.
3. Access British Standards as usual.
4. More information is available on the BSOL site: <https://www.bsigroup.com/en-GB/topics/supporting-our-clients-and-content-partners/>

## Library pcs, Library laptop loans, or the Virtual Desktop Service (VDS)

At the moment (this advice may be reviewed at a later date), we are advising you not to use a Library pc, a Library laptop loan or the VDS to download British Standards PDFs. This is because:

- You would need to download software each time. This would take 10-15 minutes every time.
- The process is complex.
- Once you logged out (or were logged out) of the Library pc or laptop loan, or the Virtual Desktop Service, the software would automatically be wiped and you would have to repeat the same process the next time.